



BAGO CITY WATER DISTRICT
Detailed Statement of Income and Expenses
For the period ended January 31, 2016

	This Month (TM)	Year-to-Date (YTD)
Income		
Other Service Income	38,720.00	38,720.00
Income From Water Works System	2,753,062.85	2,753,062.85
Fines and Penalties - Business Income	109,385.35	109,385.35
Miscellaneous Income	17,348.64	17,348.64
Gross Income	<u>2,918,516.84</u>	<u>2,918,516.84</u>
Less : Expenses		
Personal Services		
Salaries & Wages - Regular	418,292.00	418,292.00
Salaries & Wages - Casual	12,921.00	12,921.00
Salaries & Wages - Contractual	151,897.20	151,897.20
Personnel Economic Relief Allowance (PERA)	13,500.00	13,500.00
Additional Compensation (ADCOM)	40,500.00	40,500.00
Representation Allowance (RA)	7,500.00	7,500.00
Transportation Allowance (TA)	7,500.00	7,500.00
Clothing / Uniform Allowance	135,000.00	135,000.00
Productivity Incentive Allowance	0.00	0.00
Other Bonuses and Allowances	0.00	0.00
Honoraria	31,725.00	31,725.00
Overtime & Night Pay	36,571.15	36,571.15
Cash Gift	0.00	0.00
Year End Bonus	0.00	0.00
Life & Retirement Insurance Contributions	51,745.56	51,745.56
PAG-IBIG Contributions	2,700.00	2,700.00
PHILHEALTH Contributions	4,987.50	4,987.50
ECC Contributions	2,700.00	2,700.00
Other Personnel Benefits	24,861.97	24,861.97
Total Personal Services	<u>942,401.38</u>	<u>942,401.38</u>
Maintenance and Other Operating Expenses		
Traveling Expense - Local	23,922.00	23,922.00
Training Expenses	28,000.00	28,000.00
Office Supplies Expenses	29,842.18	29,842.18
Medical, Dental and Laboratory Supplies Expenses	25,256.56	25,256.56
Gasoline, Oil and Lubricants Expenses	32,974.22	32,974.22
Electricity Expenses	508,621.18	508,621.18
Postage and Deliveries	185.00	185.00
Telephone Expenses - Landline	6,856.73	6,856.73
Telephone Expenses - Mobile	1,200.00	1,200.00
Internet Expenses	0.00	0.00
Cable, Satellite, Telegraph and Radio Expenses	1,160.00	1,160.00
Advertising Expenses	0.00	0.00
Rent Expenses	0.00	0.00
Representation Expenses	3,124.50	3,124.50
Subscriptions Expenses	6,284.00	6,284.00
Auditing Services	0.00	0.00
Other Professional Services	0.00	0.00
Repairs & Maint. - Office Buildings	0.00	0.00
Repairs & Maint. - Office Equipment	0.00	0.00
Repairs & Maint. - Furniture & Fixtures	0.00	0.00
Repairs & Maint. - IT Equipment and Software	1,491.00	1,491.00
Repairs & Maint. - Other Machineries & Equipment	0.00	0.00
Repairs & Maint. - Motor Vehicles	13,295.00	13,295.00
Repairs & Maint. - Artesian Wells, Reservoirs, Pumping Stations and Conduits	55,794.81	55,794.81
Donations	0.00	0.00
Miscellaneous Expenses	0.00	0.00

Taxes, Duties and Licenses	54,836.59	54,836.59
Fidelity Bond Premiums	0.00	0.00
Insurance Expenses	2,777.64	2,777.64
Bad Debts Expense	0.00	0.00
Depreciation - Other Structures	660.02	660.02
Depreciation - Office Equipment	5,290.92	5,290.92
Depreciation - Furnitures and Fixtures	1,006.32	1,006.32
Depreciation - IT Equipment and Software	7,558.59	7,558.59
Depreciation - Communications Equipment	225.00	225.00
Depreciation - Sports Equipment	313.82	313.82
Depreciation - Other Machineries & Equipment	1,439.87	1,439.87
Depreciation - Motor Vehicles	8,640.00	8,640.00
Depreciation - Source of Supply Plant - Structure and Improvements	0.00	0.00
Depreciation - Wells	44,540.72	44,540.72
Depreciation - Pumping Plant - Structure and Improvements	38,344.87	38,344.87
Depreciation - Power Production Equipments	9,788.53	9,788.53
Depreciation - Pumping Equipment	23,052.54	23,052.54
Depreciation - Water Treatment Plant - Structure and Improvements	0.00	0.00
Depreciation - Water Treatment Equipment	14,788.46	14,788.46
Depreciation - Trans. & Dist. Plant - Structure and Improvements	0.00	0.00
Depreciation - Reservoirs and Tanks	28,622.79	28,622.79
Depreciation - Transmission and Distribution Mains	168,810.41	168,810.41
Depreciation - Hydrants	48.00	48.00
Bank Charges	0.00	0.00
Total Maintenance and Other Operating Expenses	<u>1,148,752.27</u>	<u>1,148,752.27</u>
Financial Expenses		
Interest Expenses	129,654.00	129,654.00
Total Expenses	<u>2,220,807.55</u>	<u>2,220,807.65</u>
Income (Loss) From Operations	697,709.19	697,709.19
Add (Deduct) Other Income/Expenses		
Interest Income	3,010.94	3,010.94
Net Income(Loss) Before Income Tax	<u>700,720.13</u>	<u>700,720.13</u>


Prepared by: Ana  Mary A. Singson
Corporate Account Analyst


Approved By:  LEO J. ESPADA
General Manager

BAGO CITY WATER DISTRICT
Detailed Statement of Income and Expenses
For the period ended February 29, 2016

	This Month (TM)	Year-to-Date (YTD)
Income		
Other Service Income	31,280.00	70,000.00
Income From Water Works System	2,306,730.08	5,059,792.93
Fines and Penalties - Business Income	110,905.90	220,291.25
Miscellaneous Income	18,747.88	36,096.52
Gross Income	<u>2,467,663.86</u>	<u>5,386,180.70</u>
Less : Expenses		
Personal Services		
Salaries & Wages - Regular	418,292.00	836,584.00
Salaries & Wages - Casual	12,921.00	25,842.00
Salaries & Wages - Contractual	143,423.45	295,320.65
Personnel Economic Relief Allowance (PERA)	13,500.00	27,000.00
Additional Compensation (ADCOM)	40,500.00	81,000.00
Representation Allowance (RA)	7,500.00	15,000.00
Transportation Allowance (TA)	7,500.00	15,000.00
Clothing / Uniform Allowance	0.00	135,000.00
Productivity Incentive Allowance	0.00	0.00
Other Bonuses and Allowances	0.00	0.00
Honoraria	35,100.00	66,825.00
Overtime & Night Pay	7,266.85	43,838.00
Cash Gift	0.00	0.00
Year End Bonus	0.00	0.00
Life & Retirement Insurance Contributions	51,745.56	103,491.12
PAG-IBIG Contributions	2,700.00	5,400.00
PHILHEALTH Contributions	4,987.50	9,975.00
ECC Contributions	2,700.00	5,400.00
Other Personnel Benefits	169,058.70	193,920.67
Total Personal Services	<u>917,195.06</u>	<u>1,859,596.44</u>
Maintenance and Other Operating Expenses		
Traveling Expense - Local	2,208.00	26,128.00
Training Expenses	2,747.10	30,747.10
Office Supplies Expenses	21,873.05	51,715.23
Medical, Dental and Laboratory Supplies Expenses	32,401.62	57,668.18
Gasoline, Oil and Lubricants Expenses	26,442.98	59,417.20
Electricity Expenses	486,979.43	995,600.61
Postage and Deliveries	185.00	370.00
Telephone Expenses - Landline	5,884.57	12,741.30
Telephone Expenses - Mobile	11,982.00	13,182.00
Internet Expenses	1,356.99	1,356.99
Cable, Satellite, Telegraph and Radio Expenses	1,160.00	2,320.00
Advertising Expenses	0.00	0.00
Rent Expenses	0.00	0.00
Representation Expenses	4,289.00	7,413.50
Subscriptions Expenses	0.00	6,284.00
Auditing Services	0.00	0.00
Other Professional Services	0.00	0.00
Repairs & Maint. - Office Buildings	0.00	0.00
Repairs & Maint. - Office Equipment	0.00	0.00
Repairs & Maint. - Furniture & Fixtures	0.00	0.00
Repairs & Maint. - IT Equipment and Software	750.00	2,241.00
Repairs & Maint. - Other Machineries & Equipment	0.00	0.00
Repairs & Maint. - Motor Vehicles	4,898.12	18,193.12
Repairs & Maint. - Artesian Wells, Reservoirs, Pumping Stations and Conduits	178,280.37	234,075.18
Donations	800.00	800.00
Miscellaneous Expenses	0.00	0.00

Taxes, Duties and Licenses	50,214.94	105,051.53
Fidelity Bond Premiums	0.00	0.00
Insurance Expenses	3,107.95	5,885.59
Bad Debts Expense	0.00	0.00
Depreciation - Other Structures	660.02	1,320.04
Depreciation - Office Equipment	5,290.92	10,581.84
Depreciation - Furnitures and Fixtures	1,006.32	2,012.64
Depreciation - IT Equipment and Software	8,170.06	15,726.65
Depreciation - Communications Equipment	225.00	450.00
Depreciation - Sports Equipment	313.82	627.64
Depreciation - Other Machineries & Equipment	974.87	2,414.74
Depreciation - Motor Vehicles	8,640.00	17,280.00
Depreciation - Source of Supply Plant - Structure and Improvements	0.00	0.00
Depreciation - Wells	44,540.72	89,081.44
Depreciation - Pumping Plant - Structure and Improvements	38,344.87	76,689.74
Depreciation - Power Production Equipments	9,788.53	19,577.06
Depreciation - Pumping Equipment	23,052.54	46,105.08
Depreciation - Water Treatment Plant - Structure and Improvements	0.00	0.00
Depreciation - Water Treatment Equipment	14,788.46	29,576.92
Depreciation - Trans. & Dist. Plant - Structure and Improvements	0.00	0.00
Depreciation - Reservoirs and Tanks	28,622.79	57,245.58
Depreciation - Transmission and Distribution Mains	168,810.41	337,620.82
Depreciation - Hydrants	48.00	96.00
Bank Charges	50.00	50.00
Total Maintenance and Other Operating Expenses	<u>1,188,886.45</u>	<u>2,337,638.72</u>
Financial Expenses		
Interest Expenses	129,326.00	258,960.00
Total Expenses	<u>2,235,407.51</u>	<u>4,456,215.16</u>
Income (Loss) From Operations	232,256.35	929,965.54
Add (Deduct) Other Income/Expenses		
Interest Income	3,123.94	6,134.88
Net Income(Loss) Before Income Tax	<u>235,380.29</u>	<u>936,100.42</u>

Prepared by : Ana  Singson
Corporate Account Analyst

Approved By :  LEO L. ESPADA
General Manager

BAGO CITY WATER DISTRICT
Detailed Statement of Income and Expenses
For the period ended March 31, 2016

	This Month (TM)	Year-to-Date (YTD)
Income		
Other Service Income	44,560.00	114,560.00
Income From Water Works System	2,594,081.00	7,853,873.93
Fines and Penalties - Business Income	114,753.50	335,044.75
Miscellaneous Income	18,481.88	54,578.40
Gross Income	<u>2,771,876.38</u>	<u>8,158,057.08</u>
Less : Expenses		
Personal Services		
Salaries & Wages - Regular	440,370.00	1,276,954.00
Salaries & Wages - Casual	13,378.00	39,220.00
Salaries & Wages - Contractual	164,851.95	460,172.60
Personnel Economic Relief Allowance (PERA)	13,500.00	40,500.00
Additional Compensation (ADCOM)	40,500.00	121,500.00
Representation Allowance (RA)	7,500.00	22,500.00
Transportation Allowance (TA)	7,500.00	22,500.00
Clothing / Uniform Allowance	0.00	135,000.00
Productivity Incentive Allowance	0.00	0.00
Other Bonuses and Allowances	0.00	0.00
Honoraria	35,100.00	101,925.00
Overtime & Night Pay	10,908.05	54,746.05
Cash Gift	0.00	0.00
Year End Bonus	0.00	0.00
Life & Retirement Insurance Contributions	54,449.76	157,940.88
PAG-IBIG Contributions	2,700.00	8,100.00
PHILHEALTH Contributions	5,112.50	15,087.50
ECC Contributions	2,700.00	8,100.00
Other Personnel Benefits	44,174.82	238,095.49
Total Personal Services	<u>842,745.68</u>	<u>2,702,341.52</u>
Maintenance and Other Operating Expenses		
Travelling Expense - Local	48,311.00	74,939.00
Training Expenses	57,600.00	88,347.10
Office Supplies Expenses	15,512.34	67,227.57
Medical, Dental and Laboratory Supplies Expenses	36,207.65	93,865.83
Gasoline, Oil and Lubricants Expenses	31,464.56	90,881.76
Electricity Expenses	467,531.66	1,463,132.27
Postage and Deliveries	295.00	665.00
Telephone Expenses - Landline	6,552.71	19,294.01
Telephone Expenses - Mobile	6,591.00	19,773.00
Internet Expenses	0.00	1,356.99
Cable, Satellite, Telegraph and Radio Expenses	1,160.00	3,480.00
Advertising Expenses	0.00	0.00
Rent Expenses	0.00	0.00
Representation Expenses	11,066.25	18,479.75
Subscriptions Expenses	1,344.00	7,628.00
Auditing Services	0.00	0.00
Other Professional Services	0.00	0.00
Repairs & Maint. - Office Buildings	0.00	0.00
Repairs & Maint. - Office Equipment	0.00	0.00
Repairs & Maint. - Furniture & Fixtures	0.00	0.00
Repairs & Maint. - IT Equipment and Software	450.00	2,691.00
Repairs & Maint. - Other Machineries & Equipment	0.00	0.00
Repairs & Maint. - Motor Vehicles	3,175.00	21,398.12
Repairs & Maint. - Artesian Wells,Reservoirs, Pumping Stations and Conduits	60,512.50	294,587.68
Donations	0.00	800.00
Miscellaneous Expenses	0.00	0.00

Taxes, Duties and Licenses	47,035.74	152,087.27
Fidelity Bond Premiums	0.00	0.00
Insurance Expenses	0.00	5,885.59
Bad Debts Expense	0.00	0.00
Depreciation - Other Structures	567.68	1,887.72
Depreciation - Office Equipment	5,290.95	15,872.79
Depreciation - Furnitures and Fixtures	1,006.32	3,018.96
Depreciation - IT Equipment and Software	8,277.56	24,006.21
Depreciation - Communications Equipment	225.00	875.00
Depreciation - Sports Equipment	313.82	941.46
Depreciation - Other Machineries & Equipment	974.91	3,389.65
Depreciation - Motor Vehicles	8,640.00	25,920.00
Depreciation - Source of Supply Plant - Structure and Improvements	0.00	0.00
Depreciation - Wells	44,540.72	133,622.16
Depreciation - Pumping Plant - Structure and Improvements	38,052.40	114,742.14
Depreciation - Power Production Equipments	9,788.53	29,365.59
Depreciation - Pumping Equipment	23,052.54	69,157.62
Depreciation - Water Treatment Plant - Structure and Improvements	0.00	0.00
Depreciation - Water Treatment Equipment	14,788.46	44,365.38
Depreciation - Trans. & Dist. Plant - Structure and Improvements	0.00	0.00
Depreciation - Reservoirs and Tanks	28,622.79	85,868.37
Depreciation - Transmission and Distribution Mains	169,722.30	507,343.12
Depreciation - Hydrants	48.00	144.00
Bank Charges	0.00	50.00
Total Maintenance and Other Operating Expenses	<u>1,149,221.39</u>	<u>3,486,860.11</u>
Financial Expenses		
Interest Expenses	128,995.00	387,975.00
Total Expenses	<u>2,120,961.47</u>	<u>6,577,176.53</u>
Income (Loss) From Operations	650,914.91	1,580,880.45
Add (Deduct) Other Income/Expenses		
Interest Income	20,709.98	26,844.86
Net Income(Loss) Before Income Tax	<u>671,624.89</u>	<u>1,607,725.31</u>

Prepared by: Ana May A. Stinson
Corporate Account Analyst

Approved By: EO J. ESPADA
General Manager

BAGO CITY WATER DISTRICT
Detailed Statement of Income and Expenses
For the period ended April 30, 2016

	This Month (TM)	Year-to-Date (YTD)
Income		
Other Service Income	43,180.00	157,740.00
Income From Water Works System	2,722,988.79	10,376,862.72
Fines and Penalties - Business Income	108,955.65	444,000.40
Miscellaneous Income	15,001.07	69,579.47
Gross Income	<u>2,890,125.51</u>	<u>11,048,182.59</u>
Less : Expenses		
Personal Services		
Salaries & Wages - Regular	440,370.00	1,717,324.00
Salaries & Wages - Casual	13,378.00	52,598.00
Salaries & Wages - Contractual	159,710.55	619,883.15
Personnel Economic Relief Allowance (PERA)	13,500.00	54,000.00
Additional Compensation (ADCOM)	40,500.00	162,000.00
Representation Allowance (RA)	7,500.00	30,000.00
Transportation Allowance (TA)	7,500.00	30,000.00
Clothing / Uniform Allowance	0.00	135,000.00
Productivity Incentive Allowance	0.00	0.00
Other Bonuses and Allowances	0.00	0.00
Honoraria	35,100.00	137,025.00
Overtime & Night Pay	5,748.50	60,494.55
Cash Gift	0.00	0.00
Year End Bonus	0.00	0.00
Life & Retirement Insurance Contributions	54,449.76	212,390.64
PAG-IBIG Contributions	2,700.00	10,800.00
PHILHEALTH Contributions	5,112.50	20,200.00
ECC Contributions	2,700.00	10,800.00
Other Personnel Benefits	17,351.23	255,446.72
Total Personal Services	<u>805,620.54</u>	<u>3,607,962.06</u>
Maintenance and Other Operating Expenses		
Traveling Expense - Local	15,566.00	90,505.00
Training Expenses	74,283.35	162,630.45
Office Supplies Expenses	31,053.86	98,281.43
Medical, Dental and Laboratory Supplies Expenses	13,474.82	107,340.65
Gasoline, Oil and Lubricants Expenses	27,155.39	118,037.15
Electricity Expenses	536,090.55	1,999,222.82
Postage and Deliveries	705.00	1,370.00
Telephone Expenses - Landline	6,685.93	25,979.94
Telephone Expenses - Mobile	6,591.00	26,364.00
Internet Expenses	2,598.00	3,954.99
Cable, Satellite, Telegraph and Radio Expenses	1,160.00	4,640.00
Advertising Expenses	0.00	0.00
Rent Expenses	0.00	0.00
Representation Expenses	4,431.00	22,910.75
Subscriptions Expenses	260.00	7,888.00
Auditing Services	0.00	0.00
Other Professional Services	10,000.00	10,000.00
Repairs & Maint. - Office Buildings	0.00	0.00
Repairs & Maint. - Office Equipment	0.00	0.00
Repairs & Maint. - Furniture & Fixtures	0.00	0.00
Repairs & Maint. - IT Equipment and Software	2,400.00	5,091.00
Repairs & Maint. - Other Machineries & Equipment	0.00	0.00
Repairs & Maint. - Motor Vehicles	4,440.00	25,808.12
Repairs & Maint. - Artesian Wells, Reservoirs, Pumping Stations and Conduits	45,379.28	338,966.96
Donations	0.00	800.00
Miscellaneous Expenses	275.00	275.00

Taxes, Duties and Licenses	49,535.09	201,622.96
Fidelity Bond Premiums	0.00	0.00
Insurance Expenses	3,834.54	9,720.13
Bad Debts Expense	0.00	0.00
Depreciation - Other Structures	567.68	2,455.40
Depreciation - Office Equipment	5,253.61	21,126.40
Depreciation - Furnitures and Fixtures	1,006.32	4,025.28
Depreciation - IT Equipment and Software	7,959.26	31,965.47
Depreciation - Communications Equipment	225.00	900.00
Depreciation - Sports Equipment	313.82	1,255.28
Depreciation - Other Machineries & Equipment	755.00	4,144.65
Depreciation - Motor Vehicles	8,640.00	34,560.00
Depreciation - Source of Supply Plant - Structure and Improvements	0.00	0.00
Depreciation - Wells	44,540.72	178,162.88
Depreciation - Pumping Plant - Structure and Improvements	36,270.47	151,012.61
Depreciation - Power Production Equipments	9,788.53	39,154.12
Depreciation - Pumping Equipment	23,052.54	92,210.16
Depreciation - Water Treatment Plant - Structure and Improvements	0.00	0.00
Depreciation - Water Treatment Equipment	13,775.96	58,141.34
Depreciation - Trans. & Dist. Plant - Structure and Improvements	0.00	0.00
Depreciation - Reservoirs and Tanks	28,622.79	114,491.16
Depreciation - Transmission and Distribution Mains	169,858.26	677,201.38
Depreciation - Hydrants	48.00	192.00
Bank Charges	0.00	50.00
Total Maintenance and Other Operating Expenses	1,186,597.37	4,673,457.48
Financial Expenses		
Interest Expenses	128,662.00	516,637.00
Total Expenses	2,120,879.91	8,698,056.54
Income (Loss) From Operations	769,245.60	2,350,126.05
Add (Deduct) Other Income/Expenses		
Interest Income	3,128.21	29,973.07
Net Income(Loss) Before Income Tax	772,373.81	2,380,099.12

Prepared by : Ana ^{Mary A.} Singson
Corporate Account Analyst

Approved By :  LEO J. ESPADA
General Manager

BAGO CITY WATER DISTRICT
Detailed Statement of Income and Expenses
For the period ended May 31, 2016

Income	This Month (TM)	Year-to-Date (YTD)
Other Service Income	39,780.00	197,520.00
Income From Water Works System	2,611,502.24	12,988,364.96
Fines and Penalties - Business Income	122,549.50	566,549.00
Miscellaneous Income	17,889.58	87,469.05
Gross Income	2,791,721.32	13,839,903.91
Less : Expenses		
Personal Services		
Salaries & Wages - Regular	440,594.00	2,157,918.00
Salaries & Wages - Casual	13,378.00	65,976.00
Salaries & Wages - Contractual	177,889.00	797,772.15
Personnel Economic Relief Allowance (PERA)	13,500.00	67,500.00
Additional Compensation (ADCOM)	40,500.00	202,500.00
Representation Allowance (RA)	7,500.00	37,500.00
Transportation Allowance (TA)	7,500.00	37,500.00
Clothing / Uniform Allowance	0.00	135,000.00
Productivity Incentive Allowance	0.00	0.00
Other Bonuses and Allowances	0.00	0.00
Honoraria	31,725.00	168,750.00
Overtime & Night Pay	17,290.30	77,784.85
Cash Gift	0.00	0.00
Year End Bonus	453,972.00	453,972.00
Life & Retirement Insurance Contributions	59,954.10	272,344.74
PAG-IBIG Contributions	2,700.00	13,500.00
PHILHEALTH Contributions	5,112.50	25,312.50
ECC Contributions	2,700.00	13,500.00
Other Personnel Benefits	77,837.01	333,283.73
Total Personal Services	1,352,151.91	4,860,113.97
Maintenance and Other Operating Expenses		
Traveling Expense - Local	95,254.00	185,759.00
Training Expenses	83,265.05	245,895.50
Office Supplies Expenses	13,262.33	111,543.76
Medical, Dental and Laboratory Supplies Expenses	14,492.88	121,833.53
Gasoline, Oil and Lubricants Expenses	48,365.02	166,402.17
Electricity Expenses	509,070.49	2,508,293.31
Postage and Deliveries	0.00	1,370.00
Telephone Expenses - Landline	6,673.05	32,652.99
Telephone Expenses - Mobile	5,992.00	32,356.00
Internet Expenses	2,598.00	6,552.99
Cable, Satellite, Telegraph and Radio Expenses	1,160.00	5,800.00
Advertising Expenses	0.00	0.00
Rent Expenses	0.00	0.00
Representation Expenses	2,854.00	25,764.75
Subscriptions Expenses	298.00	8,186.00
Auditing Services	0.00	0.00
Other Professional Services	0.00	10,000.00
Repairs & Maint. - Office Buildings	0.00	0.00
Repairs & Maint. - Office Equipment	550.00	550.00
Repairs & Maint. - Furniture & Fixtures	0.00	0.00
Repairs & Maint. - IT Equipment and Software	0.00	5,091.00
Repairs & Maint. - Other Machineries & Equipment	0.00	0.00
Repairs & Maint. - Motor Vehicles	55,661.00	81,469.12
Repairs & Maint. - Artesian Wells, Reservoirs, Pumping Stations and Conduits	53,857.37	393,824.33
Donations	0.00	800.00
Miscellaneous Expenses	1,730.00	2,005.00

Taxes, Duties and Licenses	50,391.64	252,014.60
Fidelity Bond Premiums	0.00	0.00
Insurance Expenses	3,598.14	13,318.27
Bad Debts Expense	0.00	0.00
Depreciation - Other Structures	567.68	3,023.08
Depreciation - Office Equipment	5,253.61	26,380.01
Depreciation - Furnitures and Fixtures	1,273.53	5,298.81
Depreciation - IT Equipment and Software	8,185.76	40,151.23
Depreciation - Communications Equipment	225.00	1,125.00
Depreciation - Sports Equipment	313.82	1,569.10
Depreciation - Other Machineries & Equipment	755.00	4,899.66
Depreciation - Motor Vehicles	8,640.00	43,200.00
Depreciation - Source of Supply Plant - Structure and Improvements	0.00	0.00
Depreciation - Wells	45,563.31	223,726.19
Depreciation - Pumping Plant - Structure and Improvements	36,270.47	187,283.08
Depreciation - Power Production Equipments	9,788.53	48,942.65
Depreciation - Pumping Equipment	23,052.54	115,262.70
Depreciation - Water Treatment Plant - Structure and Improvements	0.00	0.00
Depreciation - Water Treatment Equipment	13,775.96	71,917.30
Depreciation - Trans. & Dist. Plant - Structure and Improvements	0.00	0.00
Depreciation - Reservoirs and Tanks	28,622.79	143,113.95
Depreciation - Transmission and Distribution Mains	170,839.24	847,840.62
Depreciation - Hydrants	48.00	240.00
Bank Charges	0.00	50.00
Total Maintenance and Other Operating Expenses	1,302,048.21	5,975,505.69
Financial Expenses		
Interest Expenses	128,327.00	644,964.00
Total Expenses	2,782,527.12	11,480,583.66
Income (Loss) From Operations	9,194.20	2,359,320.25
Add (Deduct) Other Income/Expenses		
Interest Income	3,019.15	32,992.22
Net Income(Loss) Before Income Tax	12,213.35	2,392,312.47

Prepared by : Ana Mary A. Singson
Corporate Account Analyst

Approved By : LED J. ESPADA
General Manager

BAGO CITY WATER DISTRICT
Detailed Statement of Income and Expenses
For the period ended June 30, 2016

Income	This Month (TM)	Year-to-Date (YTD)
Other Service Income	33,920.00	231,440.00
Income From Water Works System	2,396,080.38	15,384,445.34
Fines and Penalties - Business Income	115,865.40	682,215.30
Miscellaneous Income	15,576.34	103,045.39
Gross Income	2,561,242.12	16,401,146.03
Less : Expenses		
Personal Services		
Salaries & Wages - Regular	485,320.25	2,643,238.25
Salaries & Wages - Casual	27,670.00	93,646.00
Salaries & Wages - Contractual	168,282.45	966,054.60
Personnel Economic Relief Allowance (PERA)	14,000.00	81,500.00
Additional Compensation (ADCOM)	42,000.00	244,500.00
Representation Allowance (RA)	7,500.00	45,000.00
Transportation Allowance (TA)	7,500.00	45,000.00
Clothing / Uniform Allowance	0.00	135,000.00
Productivity Incentive Allowance	0.00	0.00
Other Bonuses and Allowances	0.00	0.00
Honoraria	35,100.00	203,850.00
Overtime & Night Pay	7,977.05	85,761.90
Cash Gift	0.00	0.00
Year End Bonus	0.00	453,972.00
Life & Retirement Insurance Contributions	56,082.00	328,426.74
PAG-IBIG Contributions	2,800.00	16,300.00
PHILHEALTH Contributions	5,275.00	30,587.50
ECC Contributions	2,800.00	16,300.00
Other Personnel Benefits	41,903.86	375,187.58
Total Personal Services	904,210.61	5,764,324.58
Maintenance and Other Operating Expenses		
Traveling Expense - Local	4,669.00	190,428.00
Training Expenses	58,297.00	304,192.50
Office Supplies Expenses	38,909.39	150,453.15
Medical, Dental and Laboratory Supplies Expenses	49,564.10	171,397.63
Gasoline, Oil and Lubricants Expenses	41,327.79	207,729.96
Electricity Expenses	514,229.39	3,022,522.70
Postage and Deliveries	485.00	1,855.00
Telephone Expenses - Landline	6,284.40	38,937.39
Telephone Expenses - Mobile	6,764.90	39,120.90
Internet Expenses	1,356.99	7,909.98
Cable, Satellite, Telegraph and Radio Expenses	1,160.00	6,960.00
Advertising Expenses	1,500.00	1,500.00
Rent Expenses	0.00	0.00
Representation Expenses	34,681.71	60,446.46
Subscriptions Expenses	582.00	8,768.00
Auditing Services	0.00	0.00
Other Professional Services	0.00	10,000.00
Repairs & Maint. - Office Buildings	2,164.70	2,164.70
Repairs & Maint. - Office Equipment	0.00	550.00
Repairs & Maint. - Furniture & Fixtures	247.00	247.00
Repairs & Maint. - IT Equipment and Software	0.00	5,091.00
Repairs & Maint. - Other Machineries & Equipment	0.00	0.00
Repairs & Maint. - Motor Vehicles	5,352.50	86,821.62
Repairs & Maint. - Artesian Wells, Reservoirs, Pumping Stations and Conduits	81,298.45	475,122.78
Donations	9,730.00	10,530.00
Miscellaneous Expenses	100.00	2,105.00

Taxes, Duties and Licenses	71,830.85	323,845.45
Fidelity Bond Premiums	0.00	0.00
Insurance Expenses	0.00	13,318.27
Bad Debts Expense	0.00	0.00
Depreciation - Other Structures	567.68	3,500.76
Depreciation - Office Equipment	5,253.61	31,633.62
Depreciation - Furnitures and Fixtures	1,273.53	6,572.34
Depreciation - IT Equipment and Software	8,113.76	48,264.99
Depreciation - Communications Equipment	225.00	1,350.00
Depreciation - Sports Equipment	313.82	1,882.92
Depreciation - Other Machineries & Equipment	597.75	5,497.40
Depreciation - Motor Vehicles	8,235.00	51,435.00
Depreciation - Source of Supply Plant - Structure and Improvements	0.00	0.00
Depreciation - Wells	45,563.31	269,289.50
Depreciation - Pumping Plant - Structure and Improvements	36,270.47	223,553.55
Depreciation - Power Production Equipments	9,788.53	58,731.18
Depreciation - Pumping Equipment	23,052.54	138,315.24
Depreciation - Water Treatment Plant - Structure and Improvements	0.00	0.00
Depreciation - Water Treatment Equipment	13,775.96	85,693.26
Depreciation - Trans. & Dist. Plant - Structure and Improvements	0.00	0.00
Depreciation - Reservoirs and Tanks	28,622.79	171,736.74
Depreciation - Transmission and Distribution Mains	171,360.51	1,019,201.13
Depreciation - Hydrants	48.00	288.00
Bank Charges	0.00	50.00
Total Maintenance and Other Operating Expenses	<u>1,283,597.43</u>	<u>7,259,103.12</u>
Financial Expenses		
Interest Expenses	127,989.00	772,953.00
Total Expenses	<u>2,315,797.04</u>	<u>13,796,380.70</u>
Income (Loss) From Operations	245,445.08	2,604,765.33
Add (Deduct) Other Income/Expenses		
Interest Income	23,252.18	56,244.40
Net Income(Loss) Before Income Tax	<u>268,697.26</u>	<u>2,661,009.73</u>

Prepared by: Ana Mary A. Bingson
Corporate Account Analyst

Approved By: LEO J. ESPADA
General Manager

BAGO CITY WATER DISTRICT
Detailed Statement of Income and Expenses
For the period ended July 31, 2016

	This Month (TM)	Year-to-Date (YTD)
Income		
Other Service Income	26,980.00	258,420.00
Income From Water Works System	2,464,253.53	17,848,898.87
Fines and Penalties - Business Income	124,408.20	806,623.50
Miscellaneous Income	10,384.07	113,429.48
Gross Income	<u>2,626,025.80</u>	<u>19,027,171.83</u>
Less : Expenses		
Personal Services		
Salaries & Wages - Regular	440,594.00	3,083,832.25
Salaries & Wages - Casual	26,756.00	120,402.00
Salaries & Wages - Contractual	179,802.30	1,145,856.90
Personnel Economic Relief Allowance (PERA)	14,000.00	95,500.00
Additional Compensation (ADCOM)	42,000.00	266,500.00
Representation Allowance (RA)	7,500.00	52,500.00
Transportation Allowance (TA)	7,500.00	52,500.00
Clothing / Uniform Allowance	0.00	135,000.00
Productivity Incentive Allowance	0.00	0.00
Other Bonuses and Allowances	0.00	0.00
Honoraria	35,100.00	238,950.00
Overtime & Night Pay	7,620.60	93,382.50
Cash Gift	0.00	0.00
Year End Bonus	0.00	453,972.00
Life & Retirement Insurance Contributions	56,082.00	384,508.74
PAG-IBIG Contributions	2,800.00	19,100.00
PHILHEALTH Contributions	5,275.00	35,862.50
ECC Contributions	2,800.00	19,100.00
Other Personnel Benefits	23,464.52	398,652.11
Total Personal Services	<u>851,294.42</u>	<u>6,615,619.00</u>
Maintenance and Other Operating Expenses		
Traveling Expense - Local	9,632.08	200,060.08
Training Expenses	25,087.08	329,279.58
Office Supplies Expenses	21,044.29	171,497.44
Medical, Dental and Laboratory Supplies Expenses	29,046.95	200,444.58
Gasoline, Oil and Lubricants Expenses	37,932.20	245,662.16
Electricity Expenses	502,584.27	3,525,106.97
Postage and Deliveries	0.00	1,855.00
Telephone Expenses - Landline	6,289.98	45,227.37
Telephone Expenses - Mobile	6,591.00	45,711.90
Internet Expenses	1,299.00	9,208.98
Cable, Satellite, Telegraph and Radio Expenses	1,160.00	8,120.00
Advertising Expenses	0.00	1,500.00
Rent Expenses	0.00	0.00
Representation Expenses	5,587.90	66,034.36
Subscriptions Expenses	581.00	9,349.00
Auditing Services	0.00	0.00
Other Professional Services	0.00	10,000.00
Repairs & Maint. - Office Buildings	0.00	2,164.70
Repairs & Maint. - Office Equipment	100.00	650.00
Repairs & Maint. - Furniture & Fixtures	0.00	247.00
Repairs & Maint. - IT Equipment and Software	0.00	5,091.00
Repairs & Maint. - Other Machineries & Equipment	0.00	0.00
Repairs & Maint. - Motor Vehicles	2,380.00	89,201.62
Repairs & Maint. - Artesian Wells,Reservoirs, Pumping Stations and Conduits	70,797.82	545,920.60
Donations	0.00	10,530.00
Miscellaneous Expenses	900.00	3,005.00

Taxes, Duties and Licenses	46,480.43	370,325.88
Fidelity Bond Premiums	0.00	0.00
Insurance Expenses	0.00	13,318.27
Bad Debts Expense	0.00	0.00
Depreciation - Other Structures	567.68	4,158.44
Depreciation - Office Equipment	5,253.61	36,887.23
Depreciation - Furnitures and Fixtures	1,273.53	7,845.87
Depreciation - IT Equipment and Software	7,859.51	56,124.50
Depreciation - Communications Equipment	225.00	1,575.00
Depreciation - Sports Equipment	313.82	2,196.74
Depreciation - Other Machineries & Equipment	597.75	6,095.15
Depreciation - Motor Vehicles	8,235.00	59,670.00
Depreciation - Source of Supply Plant - Structure and Improvements	0.00	0.00
Depreciation - Wells	45,563.31	314,852.81
Depreciation - Pumping Plant - Structure and Improvements	36,270.41	259,823.96
Depreciation - Power Production Equipments	9,788.53	68,519.71
Depreciation - Pumping Equipment	23,052.54	161,367.78
Depreciation - Water Treatment Plant - Structure and Improvements	0.00	0.00
Depreciation - Water Treatment Equipment	15,217.46	100,910.72
Depreciation - Trans. & Dist. Plant - Structure and Improvements	0.00	0.00
Depreciation - Reservoirs and Tanks	28,622.79	200,359.53
Depreciation - Transmission and Distribution Mains	164,446.65	1,183,647.78
Depreciation - Hydrants	48.00	336.00
Bank Charges	0.00	50.00
Total Maintenance and Other Operating Expenses	1,114,829.59	8,373,932.71
Financial Expenses		
Interest Expenses	127,649.00	900,602.00
Total Expenses	2,093,773.01	15,890,153.71
Income (Loss) From Operations	532,252.79	3,137,018.12
Add (Deduct) Other Income/Expenses		
Interest Income	3,134.58	59,378.98
Net Income(Loss) Before Income Tax	535,387.37	3,196,397.10


Prepared by: Ana Maria A. Singson
Corporate Account Analyst

Approved By: NEO J. ESPADA
General Manager

BAGO CITY WATER DISTRICT
Detailed Statement of Income and Expenses
For the period ended August 31, 2016

	This Month (TM)	Year-to-Date (YTD)
Income		
Other Service Income	21,280.00	279,700.00
Income From Water Works System	2,387,379.95	20,236,078.82
Fines and Penalties - Business Income	113,988.75	920,612.25
Miscellaneous Income	8,562.76	121,992.22
Gross Income	<u>2,531,211.46</u>	<u>21,558,383.29</u>
Less : Expenses		
Personal Services		
Salaries & Wages - Regular	442,245.50	3,526,077.75
Salaries & Wages - Casual	26,756.00	147,158.00
Salaries & Wages - Contractual	186,095.60	1,331,952.50
Personnel Economic Relief Allowance (PERA)	14,000.00	109,500.00
Additional Compensation (ADCOM)	42,000.00	328,500.00
Representation Allowance (RA)	7,500.00	60,000.00
Transportation Allowance (TA)	7,500.00	60,000.00
Clothing / Uniform Allowance	0.00	135,000.00
Productivity Incentive Allowance	0.00	0.00
Other Bonuses and Allowances	0.00	0.00
Honoraria	35,100.00	274,050.00
Overtime & Night Pay	12,625.85	106,008.35
Cash Gift	0.00	0.00
Year End Bonus	0.00	453,972.00
Life & Retirement Insurance Contributions	56,282.87	440,791.61
PAG-BIG Contributions	2,800.00	21,900.00
PHILHEALTH Contributions	5,337.50	41,200.00
ECC Contributions	2,800.00	21,900.00
Other Personnel Benefits	45,586.09	444,238.20
Total Personal Services	<u>886,629.41</u>	<u>7,502,248.41</u>
Maintenance and Other Operating Expenses		
Traveling Expense - Local	6,104.00	206,164.08
Training Expenses	50,728.00	380,007.58
Office Supplies Expenses	29,982.33	201,479.77
Medical, Dental and Laboratory Supplies Expenses	44,445.50	244,890.08
Gasoline, Oil and Lubricants Expenses	34,490.85	280,153.01
Electricity Expenses	482,380.85	4,007,487.82
Postage and Deliveries	185.00	2,040.00
Telephone Expenses - Landline	5,853.20	51,080.57
Telephone Expenses - Mobile	6,591.00	52,302.90
Internet Expenses	1,299.00	10,507.98
Cable, Satellite, Telegraph and Radio Expenses	1,160.00	9,280.00
Advertising Expenses	0.00	1,500.00
Rent Expenses	0.00	0.00
Representation Expenses	44,874.70	110,909.06
Subscriptions Expenses	1,655.00	11,004.00
Auditing Services	0.00	0.00
Other Professional Services	0.00	10,000.00
Repairs & Maint. - Office Buildings	0.00	2,164.70
Repairs & Maint. - Office Equipment	0.00	650.00
Repairs & Maint. - Furniture & Fixtures	0.00	247.00
Repairs & Maint. - IT Equipment and Software	700.00	5,791.00
Repairs & Maint. - Other Machineries & Equipment	0.00	0.00
Repairs & Maint. - Motor Vehicles	22,395.00	111,596.62
Repairs & Maint. - Artesian Wells, Reservoirs, Pumping Stations and Conduits	46,512.84	592,433.44
Donations	0.00	10,530.00
Miscellaneous Expenses	0.00	3,005.00

Taxes, Duties and Licenses	48,265.42	418,591.30
Fidelity Bond Premiums	2,988.75	2,988.75
Insurance Expenses	2,280.36	15,598.63
Bad Debts Expense	0.00	0.00
Depreciation - Other Structures	567.68	4,726.12
Depreciation - Office Equipment	5,253.61	42,140.84
Depreciation - Furnitures and Fixtures	1,273.53	9,119.40
Depreciation - IT Equipment and Software	7,859.51	63,984.01
Depreciation - Communications Equipment	225.00	1,800.00
Depreciation - Sports Equipment	313.82	2,510.56
Depreciation - Other Machineries & Equipment	785.25	6,880.40
Depreciation - Motor Vehicles	8,235.00	67,905.00
Depreciation - Source of Supply Plant - Structure and Improvements	0.00	0.00
Depreciation - Wells	45,563.31	360,416.12
Depreciation - Pumping Plant - Structure and Improvements	31,839.12	291,663.08
Depreciation - Power Production Equipments	9,788.53	78,308.24
Depreciation - Pumping Equipment	23,052.54	184,420.32
Depreciation - Water Treatment Plant - Structure and Improvements	0.00	0.00
Depreciation - Water Treatment Equipment	15,217.46	116,128.18
Depreciation - Trans. & Dist. Plant - Structure and Improvements	0.00	0.00
Depreciation - Reservoirs and Tanks	26,622.79	228,982.32
Depreciation - Transmission and Distribution Mains	164,643.67	1,348,291.45
Depreciation - Hydrants	48.00	384.00
Bank Charges	525.00	575.00
Total Maintenance and Other Operating Expenses	<u>1,176,705.62</u>	<u>9,550,638.33</u>
Financial Expenses		
Interest Expenses	127,307.00	1,027,909.00
Total Expenses	<u>2,190,642.03</u>	<u>10,080,795.74</u>
Income (Loss) From Operations	<u>340,569.43</u>	<u>3,477,587.55</u>
Add (Deduct) Other Income/Expenses		
Interest Income	3,160.67	62,539.65
Net Income(Loss) Before Income Tax	<u>343,730.10</u>	<u>3,540,127.20</u>

Prepared by: Ana Mary  Gingson
Corporate Account Analyst

Approved By: 
LEO J. ESPADA
General Manager

BAGO CITY WATER DISTRICT
Detailed Statement of Income and Expenses
For the period ended September 30, 2016

	This Month (TM)	Year-to-Date (YTD)
Income		
Other Service Income	19,100.00	298,800.00
Income From Water Works System	2,538,539.06	22,774,617.88
Fines and Penalties - Business Income	118,396.55	1,039,008.80
Miscellaneous Income	8,513.81	130,506.03
Gross Income	<u>2,684,549.42</u>	<u>24,242,932.71</u>
Less : Expenses		
Personal Services		
Salaries & Wages - Regular	443,258.90	3,969,336.65
Salaries & Wages - Casual	26,756.00	173,914.00
Salaries & Wages - Contractual	177,526.80	1,509,479.30
Personnel Economic Relief Allowance (PERA)	14,000.00	123,500.00
Additional Compensation (ADCOM)	42,000.00	370,500.00
Representation Allowance (RA)	7,500.00	67,500.00
Transportation Allowance (TA)	7,500.00	67,500.00
Clothing / Uniform Allowance	0.00	135,000.00
Productivity Incentive Allowance	412,500.00	412,500.00
Other Bonuses and Allowances	0.00	0.00
Honoraria	35,100.00	309,150.00
Overtime & Night Pay	18,813.00	124,621.35
Cash Gift	0.00	0.00
Year End Bonus	0.00	453,972.00
Life & Retirement Insurance Contributions	56,402.00	497,193.61
PAG-IBIG Contributions	2,800.00	24,700.00
PHILHEALTH Contributions	5,337.50	46,537.50
ECC Contributions	2,800.00	24,700.00
Other Personnel Benefits	55,675.01	499,913.21
Total Personal Services	<u>1,307,969.21</u>	<u>8,810,217.62</u>
Maintenance and Other Operating Expenses		
Traveling Expense - Local	2,764.00	208,928.08
Training Expenses	10,718.00	390,725.58
Office Supplies Expenses	29,535.86	231,015.63
Medical, Dental and Laboratory Supplies Expenses	27,022.04	271,912.12
Gasoline, Oil and Lubricants Expenses	36,199.49	316,352.50
Electricity Expenses	487,634.87	4,495,122.69
Postage and Deliveries	480.00	2,520.00
Telephone Expenses - Landline	6,071.74	57,152.31
Telephone Expenses - Mobile	6,591.00	58,893.90
Internet Expenses	1,298.00	11,806.98
Cable, Satellite, Telegraph and Radio Expenses	1,160.00	10,440.00
Advertising Expenses	0.00	1,500.00
Rent Expenses	5,830.00	5,830.00
Representation Expenses	72,688.55	183,597.61
Subscriptions Expenses	654.00	11,658.00
Auditing Services	0.00	0.00
Other Professional Services	0.00	10,000.00
Repairs & Maint. - Office Buildings	0.00	2,164.70
Repairs & Maint. - Office Equipment	0.00	650.00
Repairs & Maint. - Furniture & Fixtures	0.00	247.00
Repairs & Maint. - IT Equipment and Software	1,200.00	6,991.00
Repairs & Maint. - Other Machineries & Equipment	0.00	0.00
Repairs & Maint. - Motor Vehicles	4,313.00	115,909.62
Repairs & Maint. - Artesian Wells, Reservoirs, Pumping Stations and Conduits	40,307.60	632,741.04
Donations	0.00	10,530.00
Miscellaneous Expenses	800.00	3,805.00

Taxes, Duties and Licenses	43,142.64	461,733.94
Fidelity Bond Premiums	0.00	2,988.75
Insurance Expenses	0.00	15,598.63
Bad Debts Expense	0.00	0.00
Depreciation - Other Structures	567.68	5,293.80
Depreciation - Office Equipment	5,253.61	47,394.45
Depreciation - Furnitures and Fixtures	1,273.53	10,392.93
Depreciation - IT Equipment and Software	7,384.01	71,368.02
Depreciation - Communications Equipment	225.00	2,025.00
Depreciation - Sports Equipment	313.82	2,824.38
Depreciation - Other Machineries & Equipment	785.25	7,865.65
Depreciation - Motor Vehicles	8,235.00	78,140.00
Depreciation - Source of Supply Plant - Structure and Improvements	0.00	0.00
Depreciation - Wells	45,563.31	405,979.43
Depreciation - Pumping Plant - Structure and Improvements	31,839.12	323,502.20
Depreciation - Power Production Equipments	9,788.53	88,096.77
Depreciation - Pumping Equipment	23,052.54	207,472.86
Depreciation - Water Treatment Plant - Structure and Improvements	0.00	0.00
Depreciation - Water Treatment Equipment	15,217.46	131,345.64
Depreciation - Trans. & Dist. Plant - Structure and Improvements	0.00	0.00
Depreciation - Reservoirs and Tanks	28,622.79	257,605.11
Depreciation - Transmission and Distribution Mains	164,990.05	1,513,281.50
Depreciation - Hydrants	48.00	432.00
Bank Charges	0.00	575.00
Total Maintenance and Other Operating Expenses	<u>1,121,571.49</u>	<u>10,672,209.82</u>
Financial Expenses		
Interest Expenses	128,963.00	1,154,872.00
Total Expenses	<u>2,556,503.70</u>	<u>20,637,299.44</u>
Income (Loss) From Operations	<u>128,045.72</u>	<u>3,605,633.27</u>
Add (Deduct) Other Income/Expenses		
Interest Income	24,583.38	87,123.03
Net Income(Loss) Before Income Tax	<u>152,629.10</u>	<u>3,692,756.30</u>


Prepared by: Ana Mary A. Singson
Corporate Account Analyst

Approved By: LEO J. ESPADA
General Manager

BAGO CITY WATER DISTRICT
Detailed Statement of Income and Expenses
For the period ended October 31, 2016

	This Month (TM)	Year-to-Date (YTD)
Income		
Other Service Income	26,220.00	325,020.00
Income From Water Works System	2,319,785.52	25,094,403.40
Fines and Penalties - Business Income	107,966.30	1,146,975.10
Miscellaneous Income	20,087.13	150,593.16
Gross Income	<u>2,474,058.95</u>	<u>26,716,991.66</u>
Less : Expenses		
Personal Services		
Salaries & Wages - Regular	443,378.00	4,412,714.65
Salaries & Wages - Casual	26,756.00	200,670.00
Salaries & Wages - Contractual	179,230.05	1,688,709.35
Personnel Economic Relief Allowance (PERA)	14,000.00	137,500.00
Additional Compensation (ADCOM)	42,000.00	412,500.00
Representation Allowance (RA)	7,500.00	75,000.00
Transportation Allowance (TA)	7,500.00	75,000.00
Clothing / Uniform Allowance	0.00	135,000.00
Productivity Incentive Allowance	0.00	412,500.00
Other Bonuses and Allowances	0.00	0.00
Honoraria	35,100.00	344,250.00
Overtime & Night Pay	9,469.70	134,291.05
Cash - Gift	0.00	0.00
Year End Bonus	0.00	453,972.00
Life & Retirement Insurance Contributions	56,416.08	553,609.69
PAG-BIG Contributions	2,800.00	27,500.00
PHILHEALTH Contributions	5,350.00	51,887.50
ECC Contributions	2,800.00	27,500.00
Other Personnel Benefits	0.00	499,913.21
Total Personal Services	<u>832,299.83</u>	<u>9,642,517.45</u>
Maintenance and Other Operating Expenses		
Traveling Expense - Local	6,899.00	215,827.08
Training Expenses	91,620.00	482,345.58
Office Supplies Expenses	27,323.70	258,339.33
Medical, Dental and Laboratory Supplies Expenses	49,832.95	321,745.07
Gasoline, Oil and Lubricants Expenses	36,610.62	352,963.12
Electricity Expenses	505,383.97	5,000,506.66
Postage and Deliveries	115.00	2,635.00
Telephone Expenses - Landline	5,676.72	62,829.03
Telephone Expenses - Mobile	6,591.00	65,484.90
Internet Expenses	1,299.00	13,105.98
Cable, Satellite, Telegraph and Radio Expenses	1,160.00	11,600.00
Advertising Expenses	0.00	1,500.00
Rent Expenses	0.00	5,830.00
Representation Expenses	19,041.00	202,638.61
Subscriptions Expenses	383.00	12,041.00
Auditing Services	0.00	0.00
Other Professional Services	0.00	10,000.00
Repairs & Maint. - Office Buildings	8,900.00	11,064.70
Repairs & Maint. - Office Equipment	0.00	650.00
Repairs & Maint. - Furniture & Fixtures	0.00	247.00
Repairs & Maint. - IT Equipment and Software	0.00	6,991.00
Repairs & Maint. - Other Machineries & Equipment	200.00	200.00
Repairs & Maint. - Motor Vehicles	7,400.00	123,309.62
Repairs & Maint. - Artesian Wells,Reservoirs, Pumping Stations and Conduits	69,818.88	702,559.92
Donations	0.00	10,530.00
Miscellaneous Expenses	0.00	3,805.00

Taxes, Duties and Licenses	45,396.14	507,130.08
Fidelity Bond Premiums	0.00	2,988.75
Insurance Expenses	0.00	15,598.63
Bad Debts Expense	0.00	0.00
Depreciation - Other Structures	567.68	5,861.48
Depreciation - Office Equipment	5,253.61	52,648.06
Depreciation - Furnitures and Fixtures	1,273.53	11,666.46
Depreciation - IT Equipment and Software	7,672.39	79,040.41
Depreciation - Communications Equipment	225.00	2,250.00
Depreciation - Sports Equipment	313.82	3,138.20
Depreciation - Other Machineries & Equipment	785.25	8,450.90
Depreciation - Motor Vehicles	8,235.00	84,375.00
Depreciation - Source of Supply Plant - Structure and Improvements	0.00	0.00
Depreciation - Wells	45,563.31	451,542.74
Depreciation - Pumping Plant - Structure and Improvements	31,839.12	355,341.32
Depreciation - Power Production Equipments	9,788.53	97,885.30
Depreciation - Pumping Equipment	24,082.19	231,555.05
Depreciation - Water Treatment Plant - Structure and Improvements	0.00	0.00
Depreciation - Water Treatment Equipment	15,217.46	146,563.10
Depreciation - Trans. & Dist. Plant - Structure and Improvements	0.00	0.00
Depreciation - Reservoirs and Tanks	28,622.79	286,227.90
Depreciation - Transmission and Distribution Mains	165,606.84	1,678,888.34
Depreciation - Hydrants	48.00	480.00
Bank Charges	0.00	575.00
Total Maintenance and Other Operating Expenses	<u>1,228,745.50</u>	<u>11,900,955.32</u>
Financial Expenses		
Interest Expenses	126,616.00	1,281,488.00
Total Expenses	<u>2,187,661.33</u>	<u>22,824,960.77</u>
Income (Loss) From Operations	286,397.62	3,892,030.89
Add (Deduct) Other Income/Expenses		
Interest Income	3,029.54	90,152.57
Net Income(Loss) Before Income Tax	<u>289,427.16</u>	<u>3,982,183.46</u>

Prepared by: Ana  Mary A. Ringson
Corporate Account Analyst

Approved By:  LEO J. ESPADA
General Manager

BAGO CITY WATER DISTRICT
Detailed Statement of Income and Expenses
For the period ended November 30, 2016

	This Month (TM)	Year-to-Date (YTD)
Income		
Other Service Income	50,600.00	375,620.00
Income From Water Works System	2,414,852.96	27,509,256.36
Fines and Penalties - Business Income	121,462.80	1,268,437.90
Miscellaneous Income	31,365.16	181,958.32
Gross Income	<u>2,618,280.92</u>	<u>29,335,272.58</u>
Less : Expenses		
Personal Services		
Salaries & Wages - Regular	435,591.65	4,848,306.30
Salaries & Wages - Casual	26,756.00	227,426.00
Salaries & Wages - Contractual	182,510.70	1,871,220.05
Personnel Economic Relief Allowance (PERA)	14,000.00	151,500.00
Additional Compensation (ADCOM)	42,000.00	454,500.00
Representation Allowance (RA)	7,500.00	82,500.00
Transportation Allowance (TA)	7,500.00	82,500.00
Clothing / Uniform Allowance	0.00	135,000.00
Productivity Incentive Allowance	0.00	412,500.00
Other Bonuses and Allowances	0.00	0.00
Honoraria	35,100.00	379,350.00
Overtime & Night Pay	8,178.30	142,469.35
Cash Gift	140,000.00	140,000.00
Year End Bonus	470,134.00	924,106.00
Life & Retirement Insurance Contributions	55,561.26	609,170.95
PAG-IBIG Contributions	2,800.00	30,300.00
PHILHEALTH Contributions	5,387.50	57,275.00
ECC Contributions	2,800.00	30,300.00
Other Personnel Benefits	8,721.51	508,634.72
Total Personal Services	<u>1,444,540.92</u>	<u>11,087,058.37</u>
Maintenance and Other Operating Expenses		
Traveling Expense - Local	5,774.00	221,601.08
Training Expenses	30,803.84	513,149.42
Office Supplies Expenses	30,122.80	298,462.13
Medical, Dental and Laboratory Supplies Expenses	38,591.75	360,336.82
Gasoline, Oil and Lubricants Expenses	34,183.26	387,146.38
Electricity Expenses	414,273.16	5,414,779.82
Postage and Deliveries	230.00	2,865.00
Telephone Expenses - Landline	5,994.31	68,823.34
Telephone Expenses - Mobile	6,591.00	72,075.90
Internet Expenses	1,299.00	14,404.98
Cable, Satellite, Telegraph and Radio Expenses	1,160.00	12,760.00
Advertising Expenses	0.00	1,500.00
Rent Expenses	0.00	5,830.00
Representation Expenses	8,073.90	210,712.51
Subscriptions Expenses	631.00	12,672.00
Auditing Services	0.00	0.00
Other Professional Services	0.00	10,000.00
Repairs & Maint. - Office Buildings	0.00	11,064.70
Repairs & Maint. - Office Equipment	0.00	650.00
Repairs & Maint. - Furniture & Fixtures	0.00	247.00
Repairs & Maint. - IT Equipment and Software	250.00	7,241.00
Repairs & Maint. - Other Machineries & Equipment	0.00	200.00
Repairs & Maint. - Motor Vehicles	3,906.56	127,216.18
Repairs & Maint. - Artesian Wells,Reservoirs, Pumping Stations and Conduits	57,082.83	759,642.75
Donations	0.00	10,530.00
Miscellaneous Expenses	0.00	3,805.00

Taxes, Duties and Licenses	44,076.47	551,206.55
Fidelity Bond Premiums	0.00	2,988.75
Insurance Expenses	1,437.27	17,035.90
Bad Debts Expense	0.00	0.00
Depreciation - Other Structures	567.68	6,429.16
Depreciation - Office Equipment	5,253.61	57,901.67
Depreciation - Furnitures and Fixtures	1,273.53	12,939.99
Depreciation - IT Equipment and Software	7,672.33	86,712.74
Depreciation - Communications Equipment	225.00	2,475.00
Depreciation - Sports Equipment	313.82	3,452.02
Depreciation - Other Machineries & Equipment	785.25	9,236.15
Depreciation - Motor Vehicles	8,235.00	92,610.00
Depreciation - Source of Supply Plant - Structure and Improvements	0.00	0.00
Depreciation - Wells	45,563.31	497,106.05
Depreciation - Pumping Plant - Structure and Improvements	31,839.12	387,180.44
Depreciation - Power Production Equipments	9,788.53	107,673.83
Depreciation - Pumping Equipment	24,082.19	255,637.24
Depreciation - Water Treatment Plant - Structure and Improvements	0.00	0.00
Depreciation - Water Treatment Equipment	17,000.96	163,564.06
Depreciation - Trans. & Dist. Plant - Structure and Improvements	0.00	0.00
Depreciation - Reservoirs and Tanks	28,622.79	314,850.69
Depreciation - Transmission and Distribution Mains	165,824.17	1,844,712.51
Depreciation - Hydrants	48.00	528.00
Bank Charges	525.00	1,100.00
Total Maintenance and Other Operating Expenses	1,032,101.44	12,933,056.76
Financial Expenses		
Interest Expenses	126,267.00	1,407,755.00
Total Expenses	2,602,909.36	25,427,870.13
Income (Loss) From Operations	15,371.56	3,907,402.45
Add (Deduct) Other Income/Expenses		
Interest Income	3,188.46	93,341.03
Net Income(Loss) Before Income Tax	18,560.02	4,000,743.48

Prepared by: Ana  Mary A. Singson
Corporate Account Analyst


Approved By:  LEO J. ESPADA
General Manager

BAGO CITY WATER DISTRICT
Detailed Statement of Income and Expenses
For the period ended December 31, 2016

	This Month (TM)	Year-to-Date (YTD)
Income		
Other Service Income	51,560.00	427,180.00
Income From Water Works System	2,271,521.13	29,780,777.49
Fines and Penalties - Business Income	105,678.45	1,374,116.35
Miscellaneous Income	24,348.64	206,306.96
Gross Income	<u>2,453,108.22</u>	<u>31,788,380.80</u>
Less : Expenses		
Personal Services		
Salaries & Wages - Regular	422,253.50	5,270,559.80
Salaries & Wages - Casual	26,756.00	254,182.00
Salaries & Wages - Contractual	193,102.50	2,064,322.55
Personnel Economic Relief Allowance (PERA)	13,500.00	165,000.00
Additional Compensation (ADCOM)	40,500.00	495,000.00
Representation Allowance (RA)	7,500.00	90,000.00
Transportation Allowance (TA)	7,500.00	90,000.00
Clothing / Uniform Allowance	0.00	135,000.00
Productivity Incentive Allowance	0.00	412,500.00
Other Bonuses and Allowances	0.00	0.00
Honoraria	35,100.00	414,450.00
Overtime & Night Pay	23,187.70	165,857.05
Cash Gift	0.00	140,000.00
Year End Bonus	0.00	924,106.00
Life & Retirement Insurance Contributions	53,881.01	663,051.96
PAG-IBIG Contributions	2,700.00	33,000.00
PHILHEALTH Contributions	5,125.00	62,400.00
ECC Contributions	2,700.00	33,000.00
Other Personnel Benefits	149,827.15	658,461.87
Total Personal Services	<u>983,632.86</u>	<u>12,070,691.23</u>
Maintenance and Other Operating Expenses		
Traveling Expense - Local	18,859.00	240,460.08
Training Expenses	58,321.63	571,471.05
Office Supplies Expenses	28,706.68	317,168.81
Medical, Dental and Laboratory Supplies Expenses	36,935.75	397,272.57
Gasoline, Oil and Lubricants Expenses	29,225.72	416,372.10
Electricity Expenses	475,546.81	5,890,326.63
Postage and Deliveries	385.00	3,250.00
Telephone Expenses - Landline	5,684.17	74,507.51
Telephone Expenses - Mobile	6,591.00	76,666.90
Internet Expenses	1,299.00	15,703.98
Cable, Satellite, Telegraph and Radio Expenses	1,180.00	13,920.00
Advertising Expenses	88,400.00	89,900.00
Rent Expenses	0.00	5,830.00
Representation Expenses	202,637.00	413,349.51
Subscriptions Expenses	236.00	12,908.00
Auditing Services	20,000.00	20,000.00
Other Professional Services	0.00	10,000.00
Repairs & Maint. - Office Buildings	0.00	11,064.70
Repairs & Maint. - Office Equipment	0.00	650.00
Repairs & Maint. - Furniture & Fixtures	0.00	247.00
Repairs & Maint. - IT Equipment and Software	0.00	7,241.00
Repairs & Maint. - Other Machineries & Equipment	0.00	200.00
Repairs & Maint. - Motor Vehicles	5,520.00	132,736.18
Repairs & Maint. - Artesian Wells,Reservoirs, Pumping Stations and Conduits	54,094.05	813,736.80
Donations	500.00	11,030.00
Miscellaneous Expenses	4,420.00	8,225.00

Taxes, Duties and Licenses	94,730.59	645,937.14
Fidelity Bond Premiums	0.00	2,988.75
Insurance Expenses	0.00	17,035.90
Bad Debts Expense	114,060.38	114,060.38
Depreciation - Other Structures	567.67	6,996.83
Depreciation - Office Equipment	5,286.49	63,188.16
Depreciation - Furnitures and Fixtures	1,273.53	14,213.52
Depreciation - IT Equipment and Software	7,174.56	93,887.30
Depreciation - Communications Equipment	225.00	2,700.00
Depreciation - Sports Equipment	313.62	3,765.64
Depreciation - Other Machineries & Equipment	785.25	10,021.40
Depreciation - Motor Vehicles	8,235.00	100,845.00
Depreciation - Source of Supply Plant - Structure and Improvements	0.00	0.00
Depreciation - Wells	45,570.33	542,676.38
Depreciation - Pumping Plant - Structure and Improvements	31,839.19	419,019.63
Depreciation - Power Production Equipments	9,788.47	117,482.30
Depreciation - Pumping Equipment	24,082.00	279,719.24
Depreciation - Water Treatment Plant - Structure and Improvements	107.59	107.59
Depreciation - Water Treatment Equipment	17,000.78	180,564.84
Depreciation - Trans. & Dist. Plant - Structure and Improvements	0.00	0.00
Depreciation - Reservoirs and Tanks	28,622.88	343,473.57
Depreciation - Transmission and Distribution Mains	166,040.30	2,010,752.81
Depreciation - Hydrants	48.00	576.00
Bank Charges	0.00	1,100.00
Total Maintenance and Other Operating Expenses	1,594,273.44	14,527,330.20
Financial Expenses		
Interest Expenses	125,915.00	1,533,670.00
Total Expenses	2,703,821.30	28,131,691.43
Income (Loss) From Operations	-250,713.08	3,656,689.37
Add (Deduct) Other Income/Expenses		
Interest Income	25,719.99	119,061.02
Net Income(Loss) Before Income Tax	-224,993.09	3,775,750.39

Prepared by : Ana Mary A. Singson
Corporate Account Analyst

Approved By :  LEO J. ESPADA
General Manager